

## News in pictures

1.

2.

" 120 "

3.





”  
40

Q2

“ ”  
“

“ ”

“ ”

# Contents

2015 9 96



# 中国建材



1

4

5

6

" 2015

500 "

7

"

"

娑娑

8

17

100036

2



010- 68138072 /68138057

zhgjctx@126.com

10

3000

18



22

40

26

42

29

—

45

8

32

—

46

9

35

—

48

—

36 × + + + =

—

2015



9 7

1000

3

"

"

10

40%

4100

18

"

"



9 1





# “ 2015 500 ”

“ 2015 100 ” “ 2015 100 ”  
 “ 2015 100 ” “ 2015 100 ”  
 “ 2015 100 ” “ 2015 100 ”



9 17 “ ”  
 “ 2015 ” “ 2015 ”  
 500 100 100  
 100 “  
 “ 2015 500 ”  
 “ 2015 100 ”  
 “ 2015 100 ”  
 “ ”  
 CTC “ 2015 100 ”  
 “ ”  
 “ 2015 2500 1 20  
 100 “ 40% 120









2006 3


500  
 3200 CRH 400  
 2500  
 270  
 500


---

" "



1750  
 2000  
 1  
 1700  
 " " 2 " "  
 7 1800 9.5 1900  
 16 2000 1  
 60 72 2100 5  
 100  
 12  
 G7  
 0 2050  
 50% 70%  
 • 21  
 ---  
 •  
 SARS 21  
 15 300







— —

“ ”

IBM

IBM

— —

“ ”

“ ”

“ ”

“ ”

“ ”

“ ”









“ ”



“ ”

TFT

2000

3000

0 1

2050

15%

5000

100

" "

4.0

+

+

+

1500

+

IT

+

4.0

GPS

" "

" "





40

500

2012 9

GDP

" =  
+ "

Z "

"

"

" U

"

" "

+

=

" "

"

"

"

"

" "

" "

"



40

" + +  
= "

" "

100


— —

" "

" "

"

— —



1999 3 10  
242 131



K O



" "

2004

1

1.4 1200

2500

" "

150

150

30%

1/6

20%

3-4



# 项目管理之成本控制

1.

2009

1.

H

1.

100

2.

2

2011

5

20

3

EPC

i

3.

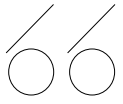
4.



+

2

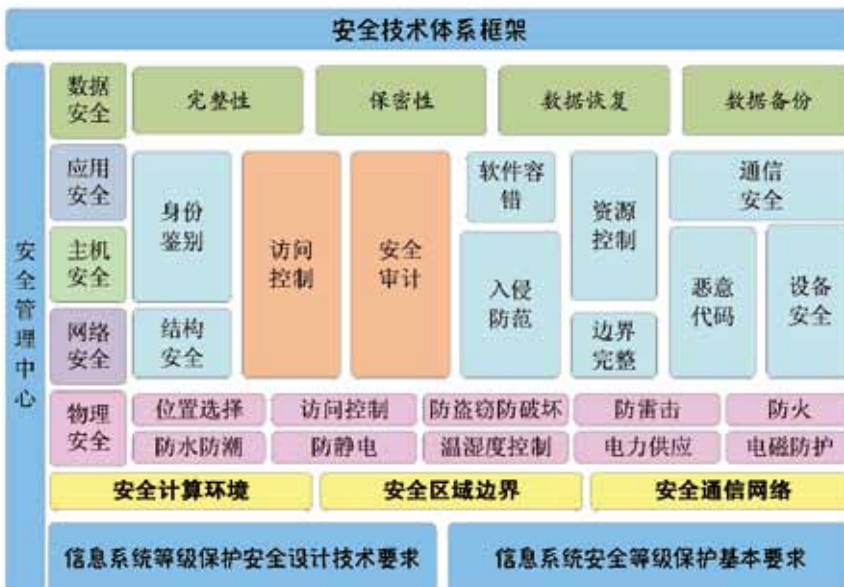
IPS  
Internet



GB50173 93  
 GB2887 89  
 GB9361 88

Internet DMZ  
 6

IPS



DAC  
 MAC)





Windows Server 2008 Linux AS  
5

Windows NT LMHOST  
SAM

7× 24

" "

" "

100%

"

"

2014

“ ” “ ” “ ”

2014



“ ”

“ ”

“

”

“

”

“

40

”

“

”

“

”

“

”

“

2010 —2020

“

”

“

”

“

”

“

”

“

”



“ ”

“ ” “ ”

”

”

”

”

”

”

”



×

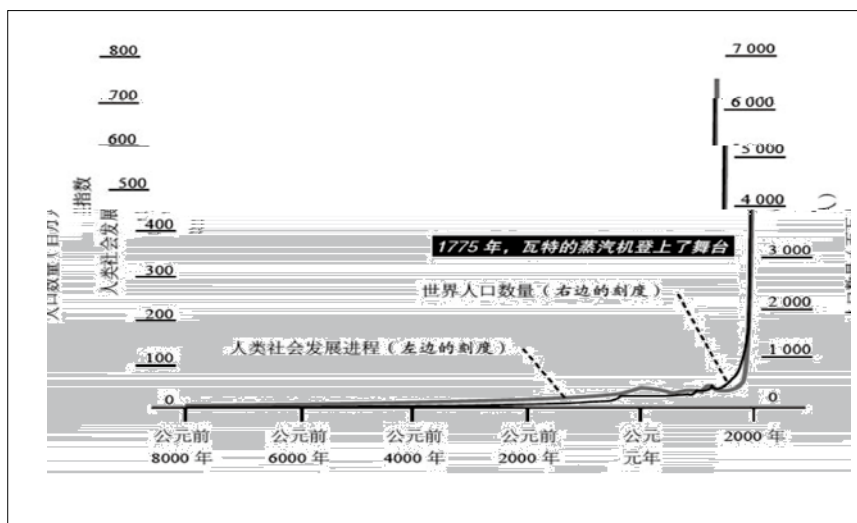
+

+

+

=

--



0 1

”

1.

2.

3.

“ ”

3

WB ðH € æ! ÷ úÁ•££à 2 c À'9# „D5W U /\$ /\$q€à

IN •200 ð œ5,



2.

WTO + +

AK 47

1.



3.

” “ ”

“

1. “ ”  
Materials Genome Initiative  
2014 12 4

2. BIM

BIM Building  
Information Modeling

2001

”

/ /

“ ”

10-20

70

90

20

“ ”

“ ” \_\_\_\_\_  
“ ” “ ”



— —

2005

5000

2500

8

91%

2500t/d



49Mpa~52Mpa  
54Mpa~56Mpa



PNG LTD

BNBM

tC

PN

1997

" "

50%

2002

2007  
HOME

CENTRE

2013  
5

12

" 5+5"

70%

" BNBM"

:





" "

" "





8 30



**6.1%**

8  
6.1% 7  
0.1



9 25

2005 60% ~65% 2030 2005 45  
2017  
2020 30% 50%

**1.4**

2015 500  
14,049.81  
0.43%



9 23~25

“ ”

“ ”

“ ”

“ ”


“ ”

“ ”

9 10





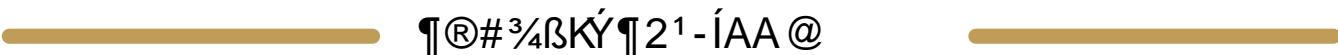


2015 8 1  
2016 4 20

1  
2


1 3000  
2  
3 3-5  
IM

zhjtx@126.com  
“ +  
”






/ø...Š1É B



Učeb A



得 荀 畧  
融



感 因 心 瑞  
健

乙 丑

六 月 殷

健

